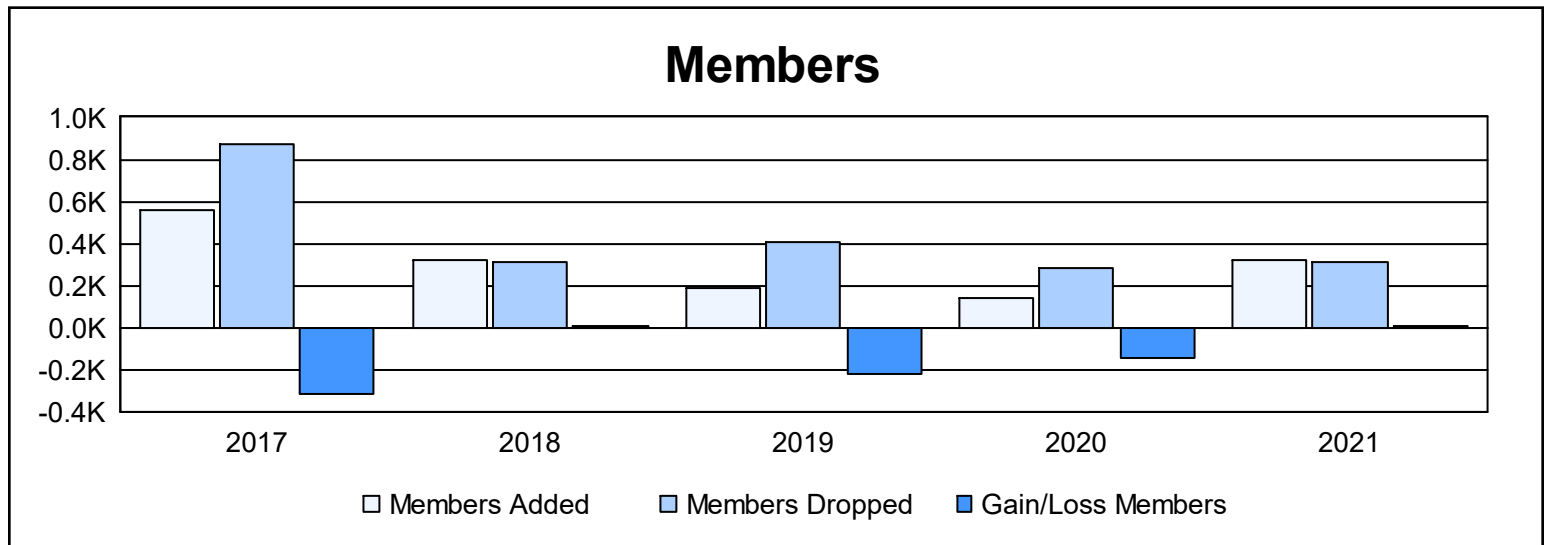
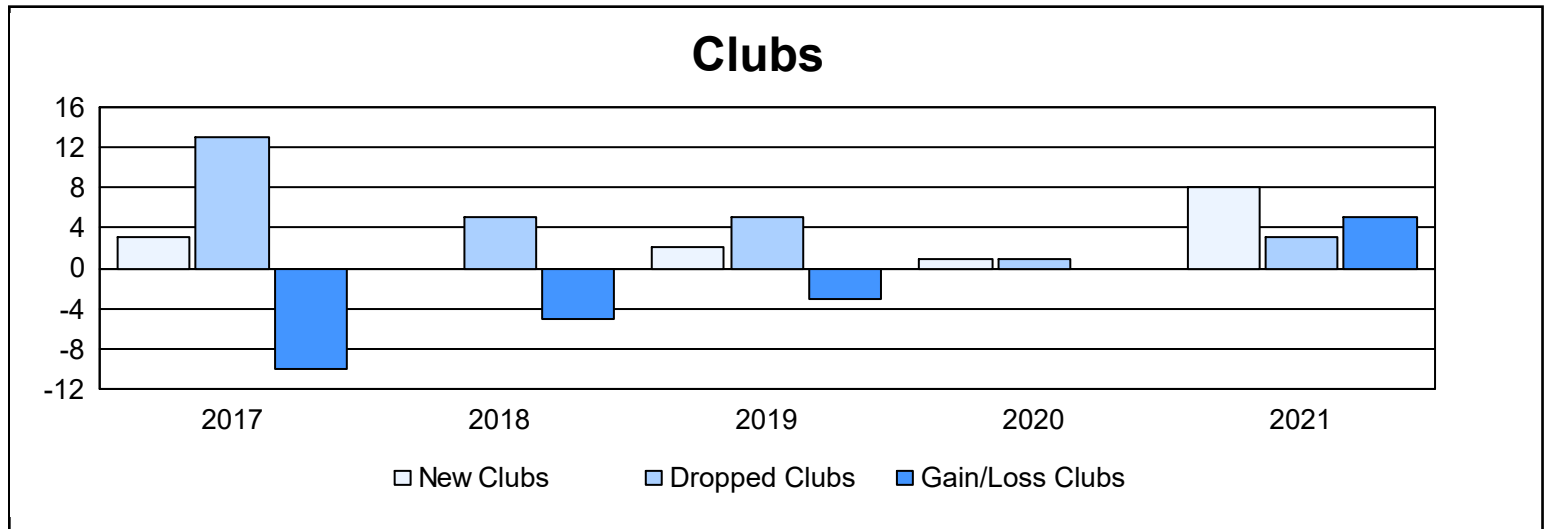
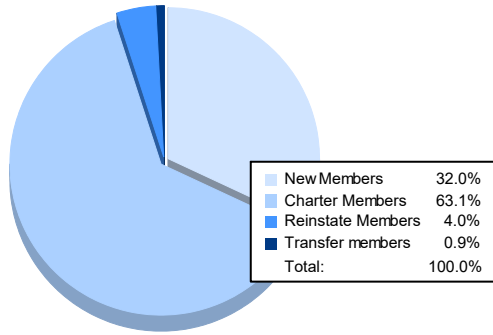


Year	New Clubs	Dropped Clubs	Gain/ Loss Clubs	New Members	Charter Members	Reinstate Members	Transfer Members	Total Member Added	Total Members Dropped	Gain/ Loss Members
2016-2017	3	13	-10	244	122	193	3	562	876	-314
2017-2018	0	5	-5	283	5	23	6	317	312	5
2018-2019	2	5	-3	123	41	14	7	185	410	-225
2019-2020	1	1	0	70	47	18	3	138	284	-146
2020-2021	8	3	5	104	205	13	3	325	314	11
<b>Average</b>	<b>3</b>	<b>5</b>	<b>-3</b>	<b>165</b>	<b>84</b>	<b>52</b>	<b>4</b>	<b>305</b>	<b>439</b>	<b>-134</b>



### Membership Composition June 2021 Cumulative



### Gender Composition June 2021 Cumulative

